

The Fund

Actively managed multi-asset ETF that primarily invests in a diversified portfolio of global equities and fixed income. The investment objective is long-term growth of capital.

The fund is the first European actively managed ETF to invest directly in both equity and fixed income securities.

Investment Philosophy

The ETF utilises Investlinx's proprietary asset allocation and securities selection to deliver superior risk-adjusted returns compared to fixed-income ETFs and alternative asset classes (real estate, commodities, infrastructure).

The asset allocation framework is guided by proprietary research on each asset class, with an emphasis on expected long-term returns and mitigating maximum drawdown risk. Security selection is then driven by fundamental analysis of the companies included in the ETF.

The fixed income portion of the ETF flexibly invests across the entire capital structure and credit spectrum, from government to high-yield bonds. The ETF allocation to fixed income is designed to preserve capital while generating positive real returns.

The equity portion of the ETF targets global companies exposed to structural growth opportunities, with sustainable competitive advantages and led by strong management teams. The aim is to identify companies that are valued at a discount compared to their intrinsic value

Security selection is enhanced by diversification across geographies, sectors and revenue streams, with a focus on companies with low debt levels and strong balance sheets.

Monthly Returns

	Jan	Feb	Mar	Apr	May	Jun	Jul	Aug	Sep	Oct	Nov	Dec	Total
2023	-	- 0.1%	+2.0%	- 0.1%	+1.1%	+1.6%	+1.1%	+0.0%	- 1.1%	- 0.3%	+3.2%	+1.4%	+9.1%
2024	+2.6%	+1.6%	+1.4%	- 1.6%	+0.8%	+2.6%	+0.5%	+0.2%	+0.3%	- 0.7%	+4.1%	+0.5%	+12.8%
2025	+3.3%	- 0.9%	- 4.7%	- 2.2%	+3.0%	- 0.2%	+1.7%	- 0.7%	+1.2%	+1.9%	- 1.0%	- 0.5%	+0.7%

Fund Commentary

The Investlinx Balanced Income ETF declined 0.5% in December, with the equity component down 0.7% and fixed income securities -0.3%, bringing its year-to-date performance to +0.7%. Since inception, the ETF has delivered an annualised return of 7.9%.

Global equities delivered positive returns in December, with U.S. markets underperforming European and Asian indexes. The artificial intelligence theme remained an important contributor to equity performance, although volatility increased following weaker corporate earnings from Oracle as investor concerns focused on the slower pace of AI monetisation and higher capital expenditure requirements. Sentiment improved later in the month as broader risk appetite stabilised.

In the equity segment, Adobe, Visa and Mastercard were the top performers in December, while ServiceNow, Cencora and Boston Scientific were the largest detractors.

The fixed income allocation declined modestly by 0.3% over the period. While the European Central Bank left interest rates unchanged in December, a member of the Executive Board of the Bank commented that the next move could be a hike. This led to repricing of EUR interest rate expectations which put downward pressure on bond prices. Credit markets remained resilient, with spreads holding near historically compressed levels.

The ETF maintains a broadly neutral equity allocation, with equities currently representing 57% of the portfolio. Our equity exposure focuses on companies with strong competitive advantages, robust balance sheets, and high returns on invested capital. On the fixed income side, the portfolio prioritises high-quality investment-grade securities, reflected in an average credit rating of 'A'. Duration currently stands at 3.9 years, balancing the potential for accelerated ECB rate cuts amid moderating inflation against uncertainties related to trade tariffs, fiscal stimulus, and elevated government deficits, which could keep yield curves higher for longer. The fixed income portfolio currently yields 3.1%.

No portfolio changes were made during December. In January, we will publish our annual investor letter, which will review our ETFs' performance in 2025, outline our outlook on the key investment themes for 2026, and provide an update on developments within the active ETF landscape.

Investlinx

Independent asset management company backed by Exor, the listed investment company controlled by the Agnelli family (owner of Ferrari, The Economist and Juventus Football Club).

Alignment of interests - Shareholders have invested meaningful capital in Investlinx ETFs.

Combining our Active Management philosophy with the innovative features of ETFs:

- In-depth knowledge of portfolio companies
- High-conviction
- Sound risk management
- Liquidity - Focus on large-cap equities and bonds with significant outstanding amounts
- Simplicity - No derivatives, leverage, shorting or securities lending
- Transparency

Investment Team

Samuel Smith
Guido Lorenzetti

Michal Magdon
Stephen Lynch

Rolling Return, Volatility and Drawdown

	3m	YTD	1y	Since Listing	Since Listing Annualised
Total Returns	+0.4%	+0.7%	+0.7%	+24.1%	+7.9%

	YTD	Since Listing	YTD	Since Listing
Annualised Volatility	+8.9%	+7.2%	Maxium Drawdown	-11.0%
				-11.0%

Performance



Warning: Past performance is not a reliable guide to future performance.

Asset Allocation

Asset Class	Allocation	Rationale
Government Bonds	8%	We hold a neutral stance on cash and cash like securities, as our view on EUR duration has become more balanced. Inflation is softening amid declining wage growth, EUR appreciation and supply chain adjustments, while economic growth remains subdued due to ongoing business uncertainty. At the same time, fiscal stimulus amid large government deficits may sustain elevated term premiums and yields.
Investment Grade Corporate Bonds	23%	We remain overweight investment-grade corporate bonds, as they offer a more favourable risk-return profile compared to both government and high-yield bonds.
High Yield Corporate Bonds	0%	We are underweight high-yield bonds due to multi-year tight spreads, rising default rates and ongoing macroeconomic volatility.
Hybrid Bonds	12%	We identified several hybrid bonds through bottom-up selection across both investment grade and high yield. These bonds allow us to pick up additional yield with relatively contained credit risk, supported by our strong conviction in the underlying issuers.
Global Equities	57%	While we maintain a positive long-term outlook on equities, we remain neutral in the near term due to elevated valuations and ongoing policy uncertainty. Our equity allocation is highly selective, targeting high-quality, cash-generative companies with conservative balance sheets and exposure to long-term structural growth themes.

Key Equity Statistics

ROIC (24A)	19.6%	Net Debt / EBITDA (25E)	0.4x
FCF Yield (25E)	3.2%	P/E (25E)	28.8x
Revenue Growth (25E)	13.5%	Revenue Growth (26E)	12.0%
Adj. EPS Growth (25E)	14.5%	Adj. EPS Growth (26E)	13.7%

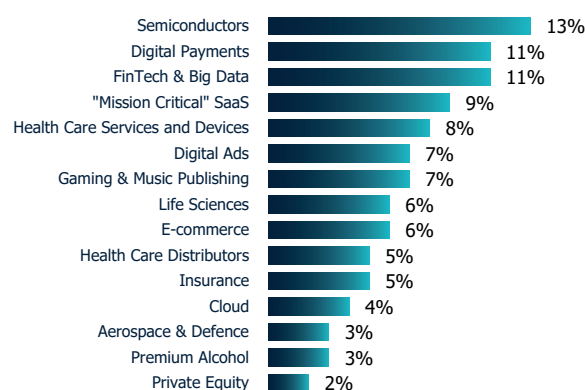
Key Fixed Income Statistics

Yield To Worst	3.1%
Credit Rating	A
Duration	3.9 Years

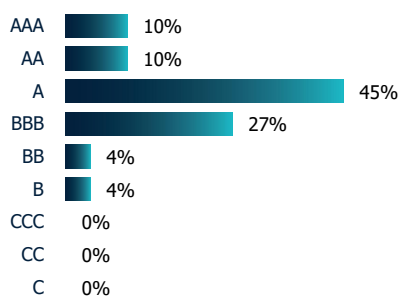
Top 10 Holdings

Amazon	4.1%
Microsoft	3.6%
TSMC	3.4%
Berkshire Hathaway 1.5% Mar 30	3.0%
Visa	3.0%
JPM 4.457% Nov 31	2.9%
Veralto 4.15% Sep 31	2.6%
ASML	2.5%
Universal Music Group	2.5%
EIB 3% Oct 33	2.5%
Total	30.1%

Equity Revenue Exposure

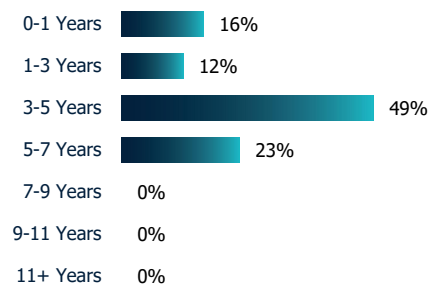


Fixed Income Credit Rating



Note: S&P ratings are primarily used. Where unavailable, comparable ratings from Moody's and Fitch are considered.

Fixed Income Duration Distribution



Sector Breakdown

	Fixed Income	Equity
Financials	15%	16%
Health Care	5%	11%
Industrials	5%	2%
Utilities	4%	0%
Communication Services	2%	8%
Energy	2%	0%
Consumer Staples	1%	2%
Materials	1%	0%
Information Technology	0%	14%
Consumer Discretionary	0%	4%
Real Estate	0%	0%
Government Bonds & Cash	8%	0%

Key Information

Ticker	LINXB IM, LNXB GY
Net Asset Value per Share	€12.301
Asset Under Management	€44.5mn
Number of Holdings	54
ISIN	IE000PPEL114
Base Currency	EUR
Income Policy	Accumulating

Additional Information

Listing Date	27 February 2023
Exchange	Borsa Italiana, Xetra
Management Style	Active
Asset Class	Multi-Asset
Region	Global
Trading	Daily
Benchmark	None
Currency Hedging	No
Use Of Derivatives	No
Securities Lending	No
SEDOL	BL69SH0, BVTBDN4
UCITS Eligible	Yes
SFDR Category	Article 6
Recommended Holding Period	6 Years
Legal Type	ICAV
Custodian	CACEIS
Market Maker	Jane Street
Auditor	Grant Thornton

Geographic Breakdown by Domicile

United States	54%
France	13%
Netherlands	11%
Germany	7%
Supranational	4%
Other	11%

Fund Currency Breakdown

EUR	53%
USD	45%
Other	2%

Risk Indicator



The risk indicator assumes you keep the product for 6 years. The actual risk can vary significantly if you sell your product at an early stage and you may get back less.

info@investlinx-etf.com

Investlinx Investment Management Limited ("Investlinx") is authorised and regulated by the Central Bank of Ireland (authorisation number C476322).

Fees

Fixed Total Expense Ratio	0.85%
Entry Fee	0.00%
Performance Fee	0.00%
Exit Fee	0.00%

Warning: The value of your investment may go down as well as up. You may get back less than you invest.

Warning: Past performance is not a reliable guide to future performance.

Warning: If you invest in this product you may lose some or all of the money you invest.

Warning: This product may be affected by fluctuations in currency exchange rates.

Disclaimer

This is a marketing communication. It does not constitute investment advice. You should seek professional investment advice as to the suitability of any investment decision or strategy according to your own needs and circumstances before making any decision to invest. Investment in shares of any sub-fund of the INVESTLINX ICAV (the "ICAV") is subject to risks. The Investors are recommended to carefully read the Prospectus, Supplements, the KID and the annual financial statement of the ICAV and its sub-funds before investing.

The products referred to on this document are sub-funds of the INVESTLINX ICAV, registered in Ireland with registration number C494926 and authorised and regulated by the Central Bank of Ireland as a UCITS. The ICAV is managed by Investlinx Investment Management Limited ("INVESTLINX"), an investment management company regulated by the Central Bank of Ireland and registered in Ireland under registration number 703761. The sub-funds are actively managed, and are not managed in reference to any benchmark index.

For a summary of investor rights, the prospectus, KID and complaints handling policy, please consult www.investlinx-etf.com.

Access to information displayed in this document may be restricted to certain persons in certain countries. INVESTLINX does not intend information concerning the products described in this document to be shown to any persons and/or entities who are prohibited from seeing such information by their country of residence, domicile and/or incorporation (as applicable). Users of this document must ensure that they are legally permitted to access this document in the country where they do so.

The information in this document should not be considered as an offer or solicitation to buy or sell securities. This document, or any information provided in this document, is not intended to contain, and should not be regarded as containing, advice relating to legal, taxation, investment or any other matters. The contents of this document may not be adequate for the needs, profile and experience of each individual investor. Each prospective investor should consult with their own professional advisers as to any legal, economic, or tax implications and related aspects which may be relevant to the purchase, holding or disposal of shares in one or more sub-funds of the ICAV and as to suitability of an investment for such investor. The levels and bases of taxation are dependent on individual circumstances and subject to change and therefore it is highly recommended that you consult a professional tax advisor.

Performance information: The performance figures quoted on this document refer to the past and past performance is not a guarantee of future performance or a reliable guide to future performance. The value of Shares may go down as well as up, and investors may not get back any of the amount invested. The value of investments involves exposure to foreign currencies and may therefore be affected by exchange rate movements. An investment in shares of any sub-fund of the ICAV should only be made by persons who have the financial capacity to sustain a loss on their investment. Any such investment should not constitute a substantial portion of an investment portfolio and may not be appropriate for all investors. Your investment may also be subject to currency, interest rate, and market fluctuations. Specific risk warnings are set out in the Prospectus and, if applicable, the supplement for the relevant product.

Information and opinions contained in this document have been compiled from sources believed to be reliable but INVESTLINX does not make any representations as to its accuracy or completeness. Any opinions, forecasts or estimates herein constitute a judgement that is subject to change without notice. Any reference to individual investments should not be taken as a recommendation to buy or sell. INVESTLINX disclaims all liability and responsibility arising from any reliance placed by any user of this document, or by anyone who may be informed of any of the information on this document, on materials and information posted on this document.

No part of (or information contained within) this document may be reproduced, distributed or transmitted without the prior written permission of INVESTLINX.

INVESTLINX will not be liable for any loss or damage arising out of or in connection with the use of this document.